




LILIDOREI

A GUIDE TO EXPLORING LILIDOREI WITH A CHILD WHO HAS PHYSICAL OR MENTAL IMPAIRMENTS.

MONSTRUM

TABLE OF CONTENTS

MONSTRUM'S INCLUSIVE STRATEGY	3
A GATHERING PLACE	4
FIND YOUR LEVEL	5
FIND THE SLIDES	6
PICK A ROUTE	7
MEET OUR PLAY CREW	8
CRUISE THE BOARDWALK	9
FEEL THE PLAY	10
PLAY - FAST AND SLOW	11
CATALOGUE OF INCLUSIVE FEATURES	12



MONSTRUM'S INCLUSIVE STRATEGY

THREE MAJOR PRINCIPLES OF AN INCLUSIVE PLAYGROUND

MONSTRUM's design philosophy centres around three core principles, namely **artistic quality**, **inspiring kids to move**, and creating **gathering places** for all.

These principles allow a focus on inclusivity by placing people at the heart of the playground's design.

While MONSTRUM seeks to go beyond the ordinary and conventional, it is important to note that all play features and access routes comply with local safety standards.

ARTISTIC QUALITY

MONSTRUM's unique approach to playground design combines visual arts and design to create physically challenging play equipment that goes beyond mere functionality to inspire imaginative play. The Lilidorei playground, in particular, is a testament to MONSTRUM's commitment to artistic quality and inclusive play. With its towering structure and captivating design, Lilidorei provides a stimulating and adventurous environment for all children, regardless of their abilities, allowing them to participate in the universe and unique storytelling around Lilidorei. The artistic quality of Lilidorei serves as a catalyst for their creativity and curiosity, making it an ideal place for children to play and explore together.

ACHIEVEMENTS:

- Adventurous scenes to explore, attracting kids to the playground
- Space for the imaginative, open-ended play
- Sculptural narratives to be explored and conveyed by adults
- Inspiring educational elements
- Landmarks that establish a unique identity for the individual sites
- Universal inclusivity through narratives and images
- A destination in the local and global community

INSPIRING KIDS TO MOVE

A great playground should inspire kids to move and challenge themselves in exciting new ways. What makes Lilidorei unique is that children are not able to figure out the way around it just by looking at it. They have to explore it. With its unique maze-like structure, Lilidorei is packed with fun and challenging boardwalks, suspension bridges, and long slides that beg to be explored. As visitors move through the playground, they'll encounter countless routes and challenges, each one testing their motor skills and encouraging them to push their limits.

ACHIEVEMENTS:

- Healthy and fun exercise raising peoples' pulses
- Developing body awareness
- Developing physical skills
- Challenging all abilities and ages
- Destinations on the playground

GATHERING PLACES

In the design of Lilidorei, a fundamental aspect for the playground has been to provide easy access for everyone to participate. Without people, a playground is meaningless. Therefore, it's vital to ensure that every individual has a place at the heart of the activity. We have created a playground composed of scenographic elements that acts as a social platform, welcoming people of all ages and cultures, regardless of their abilities by communicating through a language that is universally understood.

ACHIEVEMENTS:

- Social abilities
- Reflections on the world around
- Understanding other cultures and ages
- Play value by collaborating with or playing parallel to other kids
- Play & stimulation for all ages - there are just as many adults as kids at a playground

A GATHERING PLACE

Welcome to the mystical and enchanting universe of Lilidorei!

Touted as the world's largest play structure of its kind - this unique playground is designed with an elaborate network of linked bridges that connect the 10 towers and compose Lord Elfwin's grand castle - Elfwin Drin.

The large Christmas trees, red hats, and fun mushrooms are designed and built with an artistic quality that creates both an adventurous scene children can explore and a destination with a strong identity. The visual impact of the playground is intriguing and its warm, inviting design fosters an atmosphere of togetherness and inclusivity, both when you are standing inside and when looking at it from afar. Everyone


regardless of age, impairments, gender, etc. can take part in the magical kingdom of Lilidorei.

The large playground doesn't reveal itself by simple observation. You have to explore and move around to discover the playground. When running, climbing, wheeling, or jumping through Lilidorei there is no right or wrong way. The playground is designed to carefully embrace all types of play, from quiet sand play to wheeling quickly down the wide boardwalk in your wheelchair.

Lilidorei allows children to be at the centre of the action, no matter who they are. Thus the playground also becomes a gathering place, where children and adults can meet, play and be challenged together.

PLAY FEATURES

- | | | | |
|---|-------------------------------------|----|--------------------------------|
| 1 | ACCESSIBLE PLAY SPACE AT 3 M HEIGHT | 7 | MUSHROOM CARROUSEL |
| 2 | LONG TUBE SLIDE | 8 | NEST SWINGS |
| 3 | MUSICAL MUSHROOMS | 9 | PROMENADE BRIDGE - 120 CM WIDE |
| 4 | TWISTY TUBE SLIDE | 10 | TUBE SLIDE |
| 5 | STEEL TUBES | 11 | SUSPENSION BRIDGE |
| 6 | CLIMBING NET | | |



FIND YOUR LEVEL

SUGGESTED PLAY LEVELS

We've made it easy for you to discover Lilidorei as you grow. As you venture through the playground you will notice that the level of difficulty will gradually increase as you move upwards. In the sections below you will find suggestions for appropriate age and ability groups.

All children are different and unique, so this is only a suggestion.

DIFFICULT

6-12 Y/O
ADULTS

INTERMEDIATE

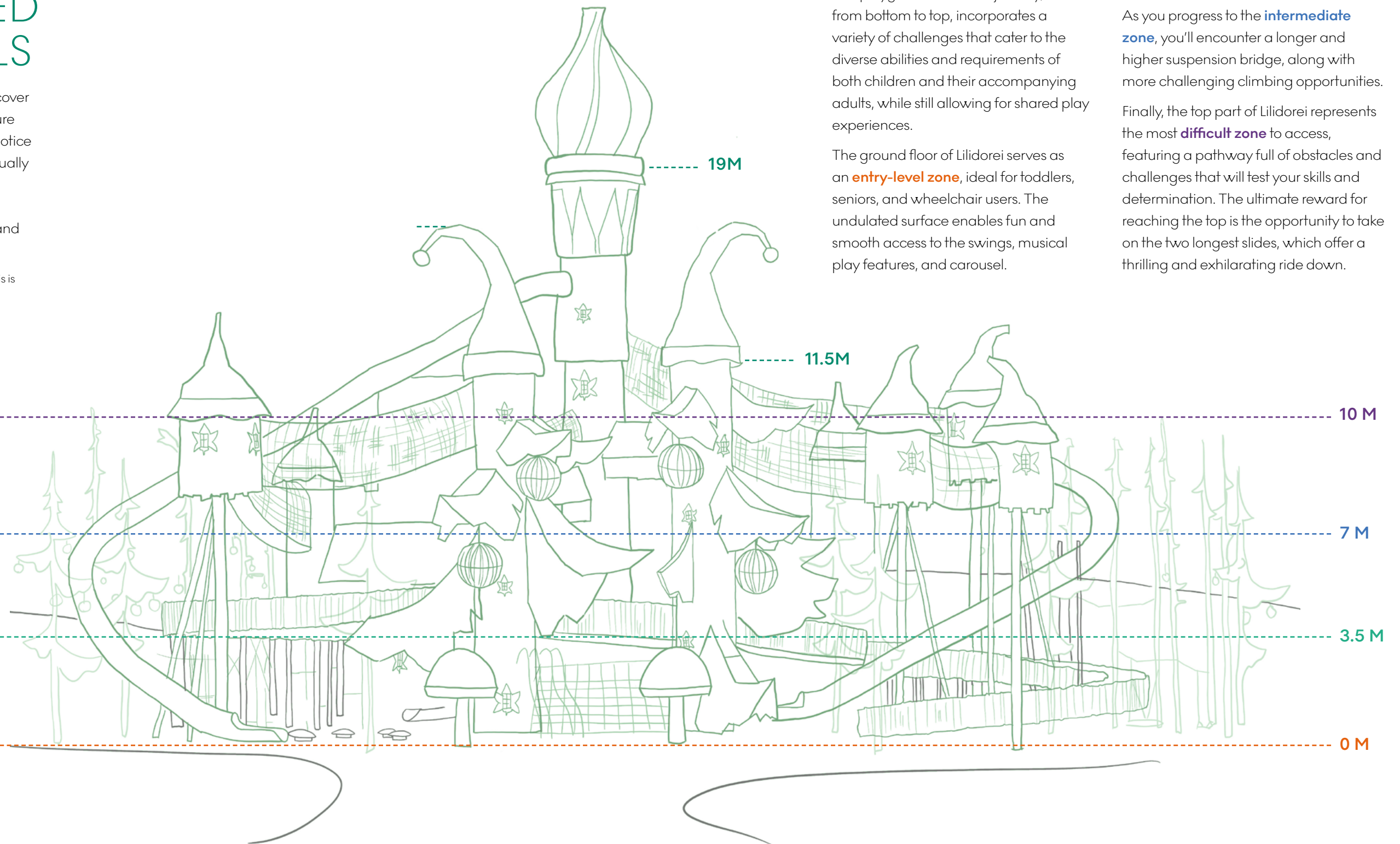
5-12 Y/O
ADULTS
ASD

EASY

3-5 Y/O
SENIOR
WHEELCHAIR USERS

ENTRY

0-3 Y/O
SENIOR
WHEELCHAIR USERS



Lilidorei has been thoughtfully designed to provide an enjoyable and engaging play experience for people of all ages and abilities.

The playground's vertical journey, from bottom to top, incorporates a variety of challenges that cater to the diverse abilities and requirements of both children and their accompanying adults, while still allowing for shared play experiences.

The ground floor of Lilidorei serves as an **entry-level zone**, ideal for toddlers, seniors, and wheelchair users. The undulated surface enables fun and smooth access to the swings, musical play features, and carousel.

The **easy level** is great for those who wish to experience the thrill of height while still remaining close to the ground. The long boardwalk and lower suspension bridges offer a taste of what's to come further up.

As you progress to the **intermediate zone**, you'll encounter a longer and higher suspension bridge, along with more challenging climbing opportunities.

Finally, the top part of Lilidorei represents the most **difficult zone** to access, featuring a pathway full of obstacles and challenges that will test your skills and determination. The ultimate reward for reaching the top is the opportunity to take on the two longest slides, which offer a thrilling and exhilarating ride down.

FIND THE SLIDES

Looking to try out all the slides at Lilidorei, but not sure where to begin? We've got you covered with three suggested routes that feature slides for all ages and abilities.

ROUTE 1: Follow the vertical journey from bottom to top of the largest tower, then take a thrilling ride down the more than 30-meter-long slide at full speed.

ROUTE 2: Head back to the central tower but this time try the other slide

ROUTE 3: Take the boardwalk and suspension bridges to reach the twisty tube slide.

ROUTE 4: Takes you on an exciting journey with a thrilling detour to try out a slide that leads to the middle of the Lillidorei-maze

PICK A ROUTE

Don't know where to start your journey at Lilidorei or maybe you are visiting in a wheelchair and need level-free access? We've got you covered with three level-free routes to discover.

ROUTE 1: Jump on the 120 cm-wide boardwalk for a panorama view of the playground.

ROUTE 2: Try out the suspension bridges - a more challenging route for wheelchair users.

ROUTE 3: Enjoy the magical forest of Christmas trees and trees.

ROUTE 4: Zigzag between big and small mushrooms and test out the inclusive swings. Great for wheelchair users, multiple children and toddlers.



MEET OUR PLAY CREW

Meet our three fictive characters from The Play Team. All with different ages, personalities, and impairments, which mean that they discover Lilidorei in their own way. We know that all children are different but this will serve as a guide to navigate through Lilidorei with a child with an impairment.

Join Max, Clara and Ben on their journey through the castle!

MAX
AGE 5



Max has paralysis in the lower half of his body and uses a wheelchair for mobility.

FAVOURITE PLAY ELEMENT:
The long boardwalk.

CLARA
AGE 8



Clara has a visual impairment that causes partial blindness.

FAVOURITE PLAY ELEMENT:
Playing tunes on the musical mushrooms.

BEN
AGE 10



Ben has ADHD, which is a neurodevelopmental disorder that affects his ability to focus and control his impulses.

FAVOURITE PLAY ELEMENT:
The long slide!

CRUISE THE BOARDWALK

THREE SELECTED PLAY OPPORTUNITIES FOR MAX



MAX (5)

Introducing Max, a vibrant five-year-old boy with a passion for the colour orange and stargazing. Although his legs are non-functional, he doesn't let that stop him from enjoying the simple pleasures in life. His wheels are on fire with excitement whenever he visits a playground. Today, he's accompanied by his parents and older sister on this thrilling adventure.

"I loved going on the long walkway, feeling the wind in my face as I went faster and faster. My sister found a secret chandelier room where we hid for some time. It was fun that we could play together at the playground"




1

Enjoy the artistic design of the Lilidorei playground and become part of the storytelling, no matter your abilities or mobility.



2

Discover the many meters of boardwalk accessible to wheelchair users and perfect for family fun.



3

Everyone can take part in the fun at Lilidorei's chandelier dining room, where children can sit and play together around a table. Whether you're in a wheelchair or not, this cozy space is the perfect spot for imaginative play and socializing.

BONUS FUN:

Test out the nest swings with easy transfer

FEEL THE PLAY

THREE SELECTED PLAY OPPORTUNITIES FOR CLARA



CLARA (8)

Clara is an incredibly bold and curious girl, always eager to embark on a new adventure. Despite her visual impairment, which makes her more cautious than some, she doesn't let anything hold her back. Today, she's visiting the playground with her dad, excited to explore all the fun and exciting equipment.

"The suspension bridge was so scary! Luckily my Dad held my hand and the handrails guided me, making me feel safe enough to try it. When we got down to the ground again I played music on the small mushrooms"



1

Holding onto handrails provides a tactile guide and makes walking safer and more enjoyable.



2

These mushroom-shaped play elements provide a sensory experience. Jumping on them creates a surprising sound, stimulating the sense of hearing while playing.



3

Walking on the boardwalk is a fun and enjoyable experience for all children, including those with visual impairments. The integrated light features help guide children along the way, promoting independence and confidence.

BONUS FUN:

Experience the unique textures beneath your fingertips

PLAY – FAST AND SLOW

THREE SELECTED PLAY OPPORTUNITIES FOR BEN



BEN (10)

Ben is a spirited ten-year-old boy diagnosed with ADHD, which means he's brimming with energy but can quickly become overstimulated. Although his parents are with him, Ben is eager to explore independently.

"The slide was amazing! I went down it so many times, it was so fast and exciting. I made some new friends too, and we played together on the swings and monkey bars. It was really fun hanging out with them."



1

With slides of varying heights and lengths, children can choose the challenge level that's just right for them, building confidence and resilience in the process.



2

For children with ADHD, a quiet space can be a helpful retreat from the hustle and bustle of the playground. This cosy nook provides a peaceful spot for kids to relax and recharge, away from the noise and activity of the rest of the play area.



3

For kids who love to run and climb, a playground can be an exciting but chaotic environment. The lookout points at Lilidorei offer a helpful way to pause and take in the scenery, while also providing a reliable way to stay connected with caregivers and friends below.

BONUS FUN:

Be challenged by the maze-like structure of Lilidorei

CATALOGUE OF INCLUSIVE FEATURES



HANDRAILS

Provide additional support and stability for children with mobility impairments, allowing them to play safely and confidently.



WIDE WALKWAY

Allows for easy access for wheelchair users and those with mobility aids, promoting inclusivity and equal opportunities for play.



LOOKOUT POINTS

Help children to navigate the playground more easily and stay aware of their surroundings, reducing anxiety and promoting independence.




LIGHTING FEATURES

Provide children with additional cues to explore and enjoy their surroundings.



NEST SWING

Spacious enough for multiple children to use together, encouraging socialization and play. The back support makes it suitable for wheelchair users.



SLIDES

Slides of varying heights provide a thrilling experience for children of all abilities.



SUSPENSION BRIDGES

Explore the playground in a fun and challenging way with bridges of varying lengths and heights, offering different levels of difficulty.



QUIET SPACES

Take a break from the excitement of the playground in our quiet spaces designed for sensory exploration and relaxation.



PLAY TOGETHER

The large mushroom carousel fosters social skills and encourages children to play together. It features rails of varying heights to accommodate children of different ages and abilities.




MATERIAL TACTILITY

The playground is built with natural materials, such as wood, which provide a tactile and sensory experience for children.



MUSICAL PLAY

The musical mushrooms provide an opportunity for children to engage with the environment through sound and touch.



MAZE STRUCTURE

Offers a fun and challenging way for children to explore and navigate the playground.

MONSTRUM